

SPA

History of bathing is entwined with the history of man.

But the purpose of bathing has gradually added a new dimension to the original ideology of cleanliness and hygiene. In the modern times, bathing has amassed new perspectives of life as a stress buster and as a technique for relaxation.

This is where the indoor and outdoor spa welcomes new ideas and creativity into its fold.

Krizzle showcases the most refreshing ideas in indoor and outdoor spas from across the length and breadth of the globe.

Make it your most refreshing idea to welcome every morning.

Say, "Good Morning World".

Krizzle®
Good Morning World



AQUAPOLIS MASSAGE BATHTUBS



Looking for a luxurious bath? You have come to the right place. Kriztle showcases a range of luxury products in the Aquapolis Massage Bath Tubs. They come in various sizes and shapes. Some are the classic rectangle model while others fit snugly into a corner of your bath/bedroom.

The Aquapolis range comes fitted with high power water jets and smaller massage jets. Other attractions include Chromo Therapy, Hot & Cold Mixer, Bubble Massage and Hand Shower. Everything is computer controlled. Some come with a headrest too to give the ultimate luxury. Soak yourself in one to know the difference.

The combinations gives you pleasure while it cleanses completely and relaxes you in style. And what's more, each piece has Auto Cleaning System.

Page 10

AQUAPOLIS INDOOR SPA



An Indoor spa is a luxury of sorts and many dream of having one. But most don't get to really creating one as it takes much effort in redoing the interior. Now all that's history -presenting the Indoor spa collection from Kriztle.

The spa comes in various sizes and configurations. To start off, we have the single capacity one where it is just you relaxing. Then you can have one for couple which comes with headrest for luxurious togetherness. We have few for threesome too.

Enjoy a bubble bath or a surf bath with Chromotherapy. The spa comes in different finishes and matches rooms of any décor. Easy to fit and maintain, this collection is sure to take your breath off.

Page 28

AQUAPOLIS OUTDOOR SPA



If you are an outdoors person who loves luxury, here's the best thing that can happen to you. The outdoor spa collection from Kriztle. It combines the feel of Nature and luxury of modernity in a capsule called the outdoor spa.

Now enjoy your rejuvenating bath taking in a view of the great exteriors. Let the wind caress you while you drift off into a surreal relaxation listening to your favourite music on the FM radio. You could also watch a movie/video on the screen while the multiple jets massage the muscles.

The outdoor spa unit is easy to install. They can be operational in a matter of hours and is suitable for all kinds of surfaces like cobbled yards, grass or sand.

Page 33



Kriztle | Aquapolis | Massage Bathtub

◀ BT 1002

Kriztle Aquapolis BT 1002 is an aesthetically designed Bathtub to give you a power bath experience with 14 massage jets strategically installed in the Bathtub, stimulating and rejuvenating your body and mind simultaneously. The oval shaped, white Bathtub is enticing and matching any contemporary bathroom. You can rest your head on the headrest designed and placed at the perfect height, helping you to enjoy a longer bath at ease and comfort. The well-equipped control panel with the bathtub mixes hot and cold water, in a balanced ratio to have an ideal dip in the bathtub, whatever be the climate outside.

FUNCTIONAL FEATURES

Computer control system

Water massage

Chromo therapy

Hand shower

Dry run prevention

Auto cleaning

Water inlet spout

Water level sensor

Integrated overflow & drainage system

Earth leakage protector

Water inlet function selector

Headrest pillow

Insulation cover

Water force regulator

Hot & cold water mixer



SPECIFICATIONS

Size

1700 x 850 x 580 mm

Water capacity (L)

138-246

Empty tub weight (kg)

68

Whirlpool pump (HP)

1.0 HP / 750 W

Number of massage jets

14

Total power requirement (W)

750

Control panel

CCP 1000

Skirting

3 Sides



Kriztle | Aquapolis | Massage Bathtub

◀ BT 1005

Kriztle Aquapolis BT 1005, the white coloured and fashionably designed Bathtub, gives a royal look, offering you a royal bath. The Bathtub provides you more depth to have a deeper soak in the Bathtub. It has a beautifully carved brim, an additional headrest is not required to rest your head. It has a long and flexible hand shower helping you to have a shower bath being soaked in the water, which doubles your amusement and enjoyment in the Bathtub, tempting to have long time bath forgetting heftiness of professional life.

FUNCTIONAL FEATURES

Computer Control system	Earth leakage protector
Water Massage	Integrated overflow & Drainage system
Chromo therapy	Water inlet spout
Hand Shower	Insulation cover
Dry run prevention	Water inlet function selector
Hot & cold water mixer	Water force regulator
Auto cleaning	
Water level sensor	

SPECIFICATIONS

Size	1750 x 850 x 760 mm
Water capacity (L)	128-208
Empty tub weight (Kg)	66
Whirlpool pump (HP)	1.2 HP / 900 W
Number of massage jets	9
Total power requirement (W)	900
Control panel	CCP 1000
Skirting	4 sides (Island model)





Kriztle | Aquapolis | Massage Bathtub

◀ BT 1007

This triangle shaped Bathtub is flawlessly fashioned to perfectly fit snugly into the corner of any bathroom, without occupying much space. The two headrests, gives you an absolute option to recline in the Bathtub and gaze at the beautifully decorated bathroom from any angle you prefer. The Bathtub provides you an elevated space, which is out of the reach of the water, where your cell phone and handy electronic gadgets can be placed and you feel the joy of everything being at your close reach.

FUNCTIONAL FEATURES

Computer Control System	Earth leakage protector
Water massage	Integrated overflow & Drainage system
Chromo therapy	Water inlet spout
Hand shower	Headrest pillow (2 nos)
Auto cleaning	Water inlet function selector
Hot & cold water mixer	Water force regulator
Dry run prevention	Insulation cover
Water level sensor	

SPECIFICATIONS

Size	1230 x 1230 x 620 mm
Water capacity (L)	115-187
Empty tub weight (Kg)	59
Whirlpool pump (HP)	1.0 HP / 750 W
Number of massage jets	14
Total power requirement (W)	750
Control panel	CCP 1000
Skirting	Front side (corner model)





Kriztle | Aquapolis | Massage Bathtub

◀ BT 1009

Pamper yourself in sheer luxury with BT 1009. Enjoy a long relaxing bath as 16 jets work hard to give you divine pleasure. Lean on the luxuriant pillow provided at the head of the tub while the water streams caress and comfort your body. Discover the new place of unwind and luxury in BT 1009.

FUNCTIONAL FEATURES

Computer Control System

Water massage

Chromo therapy

Hand shower

Auto cleaning

Hot & cold water mixer

Dry run prevention

Water level sensor

Earth leakage protector

Integrated overflow & Drainage system

Water inlet spout

Headrest pillow

Water inlet function selector

Water force regulator

Insulation cover



SPECIFICATIONS

Size

1800 x 850 x 640 mm

Water capacity (L)

197-291

Empty tub weight (Kg)

59

Whirlpool pump (HP)

1.2 HP / 900 W

Number of massage jets

16

Total power requirement (W)

900

Control panel

CCP 1000

Skirting

Nil (Sunken Model)



◀ BT 1010

Regale yourself in sheer luxury with BT 1010. Enjoy a long relaxing bath as 16 jets work hard to give you divine pleasure. Lean on the luxuriant pillow provided at the head of the tub while the water streams caress and comfort your body. Discover the new place of unwind in luxury in BT 1010.

FUNCTIONAL FEATURES

Computer Control System	Earth leakage protector
Water massage	Integrated overflow & Drainage system
Chromo therapy	Water inlet spout
Hand shower	Headrest pillow
Auto cleaning	Water inlet function selector
Hot & cold water mixer	Water force regulator
Dry run prevention	Insulation cover
Water level sensor	

SPECIFICATIONS

Size	1800 x 850 x 640 mm
Water capacity (L)	197-291
Empty tub weight (Kg)	59
Whirlpool pump (HP)	1.2 HP / 900 W
Number of massage jets	16
Total power requirement (W)	900
Control panel	CCP 1000
Skirting	3 Sides





◀ BT 2006

Who doesn't love a massage after a hectic day. Bring home your own masseur with BT 2006. The tub has 6 water jets and 10 air jets that helps you relax your muscles and makes you feel lighter. With a pillow at the head of the tub, chances are that you may slip into a blissful sleep while in the bath. It is so relaxing.

FUNCTIONAL FEATURES

Water Proof Computer
Control System with Remote
Control

Water massage

Bubble massage

Chromo therapy

Ozone Purification

Insulation cover

Water force regulator

Auto cleaning

Hand shower

Hot & cold water mixer

Earth leakage protector

Auto lock

Water inlet spout

Headrest pillow

Water inlet function selector

Water level sensor

Constant water temperature

Dry run prevention

Integrated overflow and
drainage system

Check Valve

FM Radio

Speaker

Telephone/CD Connectivity

SPECIFICATIONS

Size	1750 x 820 x 640 mm
Water capacity (L)	160-286
Empty tub weight (Kg)	74
Number of Massage jet	6
Number of Air jets	10
Whirlpool pump (HP)	1.2 HP / 900 W
Ozone Generator (w)	6
Constant Temperature Heater (w)	1500
Air Pump (W)	300
Total power requirement (W)	2706
Control panel	CCP2000
Skirting	3 sides





Kriztle | **Aquapolis** | Massage Bathtub

◀ BT 2010

The triangle shaped Kriztle Aquapolis BT 2010 Bathtub is impeccably designed to absolutely fit into the corner of your bathroom, making your bathroom spacious enough for your free movement without being hindered by the Bathtub. The Bathtub has two headrest pillows on the parallel sides, giving you an absolute option to recline in the bathroom in whichever side you want to gaze at the marvelously adorned Bathtub from any angle you prefer. The 10 massage jets and 8 air jets systematically placed in the Bathtub give the perfect massage for your body in the most gentle and soothing way possible. The elevated space within the Bathtub, where water does not reach, can be used to place your electronic gadgets while being in the Bathtub.

FUNCTIONAL FEATURES

Water Proof Computer Control System with remote control

Water massage

Bubble massage

Chromo therapy

Ozone Purification

Insulation cover

Water force regulator

Auto cleaning

Hand shower

Hot & cold water mixer

Earth leakage protector

Auto lock

Water inlet spout

Headrest pillow-2Nos

Inbuilt seat

Water inlet function selector

Water level sensor

Constant water temperature

Dry Run Prevention

Integrated overflow & drainage system

Check Valve

FM Radio

Telephone/CD Connectivity



SPECIFICATIONS

Size	1390 x 1390 x 650 mm
Water capacity (L)	168-290
Empty tub weight (Kg)	79
No of Air jets	8
Number of massage jets:	10
Whirlpool pump (HP)	1.2 HP /900 W
Ozone Generator (w)	6
Constant Temperature Heater (w)	1500
Air Pump (W)	300
Total power requirement (W)	2706
Control panel	CCP2000
Skirting	Front sides (corner model)



◀ BT 2011

Fits snugly into a corner of your bathroom or even the bedroom. This small compact jacuzzi is pure unbridled fun. Relax your tired muscles as six jets massage and pamper you. The Kriztle BT2011 is a pleasure packed punch.

FUNCTIONAL FEATURES

Water Proof Computer Control System with remote control
Water massage
Bubble massage
Chromo therapy
Ozone Purification
Insulation cover
Water force regulator
Auto cleaning
Hand shower
Hot & cold water mixer
Earth leakage protector

Auto lock
Water inlet function selector
Water level sensor
Constant water temperature
Dry run prevention
Integrated overflow and drainage system
Check Valve
FM Radio
Speaker
Telephone/CD Connectivity

SPECIFICATIONS

Size	1500 x 1500 x 640 mm
Water capacity (L)	206- 268
Empty tub weight (Kg)	79
Number of Air jets	8
Number of Massage Jets	6
Whirlpool pump (HP)	1.2 HP /900 W
Ozone Generator (w)	6
Constant Temperature Heater (w)	1500
Air Pump (W)	300
Total power requirement (W)	2706
Control panel	CCP2000
Skirting	Front sides (corner model)





Kriztle | Aquapolis | Massage Bathtub

◀ BT 2012

Inspired by the traditional love seat, this luxuriant tub is for couples. Enjoy your time together in a refreshing soak. What's you can get creative watching something on the computer attached to the tub. Celebrate each moment.

FUNCTIONAL FEATURES

Water Proof Touch Computer
Control Panel with Remote
Control

Water Massage

Bubble Massage

Chromo Therapy

Ozone Purification

Insulation Cover

Water Force Regulator

Auto Cleaning

Hand Shower

Hot & Cold Water Mixer

Earth Leakage Protection

Water Inlet Function Selector

Auto Lock

Headrest Pillow

Water Level Sensor

Constant Water Temperature

Check Valve

Speaker

FM Radio

Telephone/CD Connectivity

Dry Run Prevention

Integrated Overflow & Drainage
System

SPECIFICATIONS

Size	1900 x 1300 x 660 mm
No. of Users	2
Computer Control Panel	AA-07 HF
Whirlpool Pump	1.2 HP
Constant Temperature Heater	1500 W
Ozone Generator	6 W
Air Pump	300W
Total Power Requirement	2706
Water Capacity(L)	750- 950
Empty Tub Weight(Kg)	110
Head Rest Pillows	2
Air Massage	12 Nos
Water massage	8
Skirting	3 Side





Kriztle | Aquapolis | Massage Bathtub

◀ BT 2012 A

Just perfect to have a balanced life. You can be officially alert while getting romantic. A computer, phone and CD are just few gadgets that help you spend a nice warm bath with your loved one. Check out the way to pure bliss.

FUNCTIONAL FEATURES

Water Proof Touch Computer Control Panel with Remote Control
Water Massage
Bubble Massage
Chromo Therapy
Ozone Purification
Insulation Cover
Water Force Regulator
Auto Cleaning
Hand Shower
Hot & Cold Water Mixer
Earth Leakage Protection

Auto Lock
Water Inlet Spout
Headrest pillow
Water Inlet Function Selector
Water Level Sensor
Constant Water Temperature
Check Valve
FM Radio
Telephone/CD Connectivity
Dry Run Prevention
Integrated Overflow & Drainage System

SPECIFICATIONS

Size	1900 x 1300 x 660 mm
No. of Users	2
Computer Control Panel	AA-07 HF
Water Massage Jets	8 Nos.
Air Massage Jets	12 Nos.
Whirlpool Pump	1.2 HP
Constant Temperature Heater	1500 W
Ozone Generator	6 W
Air Pump	300W
Total Power Requirement	2706
Water Capacity (L)	750- 950
Empty Tub Weight(Kg)	110
Head Rest Pillows	2
Skirting Nil	(Sunken Model)





BT 3001

Get cosy in the snug Aquapolis Bathtub BT2013. Rest your head on the cushy headrest while the massage and power body jets help you unwind. Perfect for small bathrooms. Relax and get romantic.



FUNCTIONAL FEATURES

Computer Control System	Constant Water Temperature
Water Massage	Waterfall Intake
Bubble Massage	Check Valve
Nano Massage	Timer
Chromo Therapy	Water Level Sensor
Ozone Purification	Insulation Cover
Bluetooth Connectivity	Dry Run Prevention
Integrated Overflow & Drainage System	Earth Leakage Protection
Digitalized Thermostatic Mixer	Hand Shower
Headrest Pillow (2Nos)	Auto Lock
Speaker	Water Inlet Function Selector



Krizzle | Aquapolis | Massage Bathtub

SPECIFICATIONS


Size	1400 x 1400 x 600 mm
Control Panel	AA- 12AA -15AA -16
Water Capacity (L)	223
Empty Tub Weight	80
Whirlpool Pump	1.2hp/900w
Air Pump	300W
Constant Temperature Heater	3kW
Ozone Generator	6W
Total Power Requirement	4206
No. of Massage Jets	4
No. of Body Jets	6
Nano Air Jets	12
Skirting	Corner Model





BT 3002

Take your cosy bath to next level with BT 2014. Made for two, it has comfortable headrests. It comes packed with 8 Nano jets and 8 massage jets. The transparent side panel speaks volumes of what is possible in this trendy new tub.






FUNCTIONAL FEATURES

Computer Control System	Waterfall Intake
Water Massage	Timer
Bubble Massage	Water Level Sensor
Nano Massage	Insulation Cover
Chromo Therapy	Dry Run Prevention
Ozone Purification	Earth Leakage Protection
Digitalized Thermostatic Mixer	Hand Shower
Headrest Pillow (2 Nos)	Skirting
Bluetooth Connectivity	Speaker
Integrated Overflow & Drainage System	Water Inlet Function Selector
Constant Water Temperature	Auto Cleaning System

SPECIFICATIONS

Size	1700 x 800 x 600 mm
Control Panel	AA - 12AA -15AA -16
Water Capacity (L)	205
Empty Tub Weight	78 Kg
Whirlpool Pump	1.2hp
Air Pump	300W
Constant Temperature Heater	3kW
Ozone Generator	6W
Total Power Requirement	4206
Nano Air Jets	8
No. of Massage Jets	9



BUILD QUALITY BATH TUB

QUALITY AND DURABILITY

Over a decade, Kriztle has established itself as a market leader brand in the bath ware segment with its ISO certified manufacturing plants and high quality of materials used. The superior material quality and workmanship of the brand ensures long-term benefits. The premium-grade acrylic with fibre reinforcement used in the Kriztle products resists deformation, staining, scratches etc and will retain the original gloss for a long time. The high performance and fully-linked coating is specially formulated for the bathtub surface, which also provide the unsurpassed richness.

The innovative technologies incorporated in the production of each product portray the refinement in quality and guaranteed performance of the products. The digital controls, switches and other electronic accessories also adhere by the rule of the best. All the electrical equipments used in Aquapolis Bath ware are CE certified. Faucets, Jets, Hand Shower, etc. are made with solid brass bodies or anti-corrosive stainless steel.

The Bath Tubs from Kriztle mesmerize you with their the fine quality and features. It is so inviting that you just want to slip off your clothes and slip into it for a quiet dip. The Bath tubs have feature like head rests, massage jets, USB connectivity for music and more.

FUNCTIONALITIES

Whether it is a wow factor of the spa or featured functions of other products, Kriztle maintains the sensations factor all through. We have left no stones unturned. The innovative blend of user ergonomics and technology marks a new trend of products, involving you to save effort, energy and water in the most intelligent manner possible.

Kriztle wellness products are a preface to the world of wellness and hygiene. The elegant and minimalist design of the wellness collection creates an image of form and function in equal balance. The advanced features, effortless form and trouble-free operations of Kriztle wellness products - Whirlpool, Air Pumps, Waterspouts, Water Mixers, Bubble jets etc enable your bath to be more beneficial. The efficiency of each of these products transforms your everyday routine into an easy wellness experience. The effortless functioning of the knobs and the meticulous performance of mixers, water level sensors, auto cleaning system, overflow, and drainage system are some of the futuristic advantages transforming your mundane every days to a breathtaking wellness event. Style accessories like LED lights, FM radio, etc provides the utilitarian touch of modern styling to any bathroom.

Kriztle have pioneered in the versatility of functionality in each of our products with a distinctive style of our own.... To exalt the grooming experience.

DESIGN AND STYLE

The creation and design of Aquapolis by Kriztle are innovate, elegant, yet simple. Minimalist yet not monotonous, individualist yet not uncharacteristic. Aquapolis is for those classy individuals with a zeal for the chic and trendy. The many intelligent and aesthetic combinations of Glass, Metal, Fibre and Ceramic offer the possibility of creating a new level of aesthetic perfection.

The aesthetic creations of aquapolis set an ambience for purist bathing. Timeless designs bring the art of well being directly to the bathroom. Particularly striking curvature and geometric patterns convey harmony and space and lend the bathroom the special and uniqueness. Vivid colours, diverse textures and finishes characterize the freshness of the bathroom range. The desire to feel good stylishly is distinctly present in every nook and corner of your wellness sanctum.

From the faucets to the luxury spas, Kriztle speaks a design language of its own - the language of art, space and technology merged into one.

The designs have been basically aligned into:

Contemporary designs – up-to-date designs completely utilitarian, to complement every bathroom.

Traditional designs – those classy designs, which bring in an elite look to your place of refuge.

Transitional designs – they are the mostly chosen designs, which is a perfect combination of the elegant conventional designs and chic modern designs.

Minimalistic designs – “Simplicity is the ultimate sophistication” – Leonardo Da Vinci.

The minimal embellishments, rhythms and patterns eliminating all nonessential elements and forms bring in the maximum effect to the enticing environment of your snug bathroom.

Whatever be your style statement, Kriztle has a testimony to all...

GUARANTEE AND SERVICE

Kriztle products have a reputation for unmatched quality and reliability. The whole Aquapolis Bath ware ranges come with an outstanding guarantee. Our products are manufactured and tested under the highest quality standards. Our terms of warranty vary with products, which are given in details in the warranty card along with each product.

Any queries regarding installation, maintenance or other technical information can be acquired by contacting our service department or by calling our toll free number, which is provided at the back of this catalogue.

Use the 'Toll free number in the guarantee card' or login to www.kriztle.com/ support - for further assistance and guidance.

PARTS DESCRIPTION

BT 1000 SERIES

BOTTOM WATER MASSAGE JET

Material : Brass
Finish : Chrome plated



ON-OFF SWITCH

On/off switch for the water massage jets



MAIN CONTROL BOARD

Is the power source & controlling unit of all the electronic and electric parts in the massage tub.



BT 2000 SERIES

CONTROL DISPLAY

FEATURES:

1. Feather touch sensing display control screen
2. LED backlit screen
3. Water proof
4. Switching the massage jets on/off
5. FM / CD on-off
6. Volume / tuning + and-
7. Setting temperature for constant temperature heater
8. Ozonator on/off
9. Spout on/off



BUBBLE MESSAGE JET

Material : Brass
Finish : Chrome Plated



AIR PUMP

Used for delivering air to the bubble massage jets
Rated power: 300 watts



CONSTANT TEMPERATURE HEATER

Maintains the temperature filled in the tub when using the water massage jet.

Power : 1.5 KW



MAIN CONTROL BOARD

Is the power source & controlling unit of all the electronic and electric parts in the massage tub.



SPEAKER

Power : 15 watt



REMOTE

Completely waterproof and can control all the electronic and electric functions of the massage tub with reaching for the control display.



OZONATOR

Function : Reduces need for high chemical doses helps destroy bacteria, viruses, algae, yeasts oxidizes other contaminants reduces odour and chloramines prolongs equipment life reduces maintenance time & cost ozone is environment friendly.



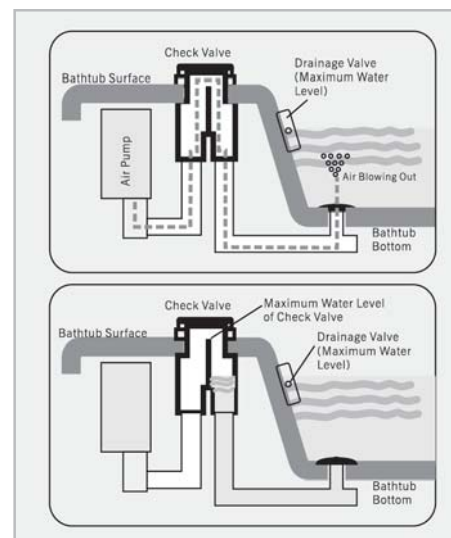
Power : 8 watt

AUTO LOCK

The control system can be locked and unlocked through the control panel or remote control. The system will move to locked mode automatically if it is not touched for 5 minutes.

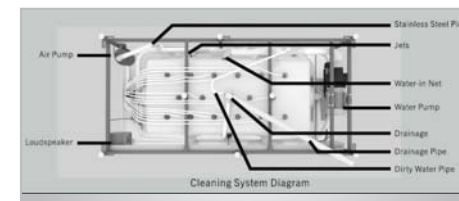
CHECK VALVE

Check valve is provided and placed between air pump and air jets. It prevents flow of water into the air pump through the air pipe connected to the air jets when the pump is shut off.



ADVANCED SELF CLEANING SYSTEM

Automatic cleaning system effectively drains out water in the jets and pipes, once the system is switched off. 5 Minutes after the system is switched off, the system performs auto cleaning and completes in 2 minutes.



FM RADIO AND TELEPHONE CONNECTIVITY

These useful add ons provide the extra convenience and utility to your Kriztle massage bath tubs.

COMMON FEATURES

BIG WATER MASSAGE JET

Material	: PVC body with abs covering
Finish	: Chrome plated
Features	: 1. Multi-directional 2. Can reduce or increase the water pressure coming through individual jet



WHIRLPOOL PUMP

Power	: 1 H.P or 1.2 H.P (Differs per model)
Input	: 220-240v



WATER PRESSURE REGULATOR

Function	: Regulates the water pressure coming from the big water massage jets.
Material	: PVC body with abs knob.



DRAINAGE HOSE

Material	: Flexible pvc
Length	: As per the model



UNDERWATER LED LIGHT

Multi-color LED light for chromotherapy, completely waterproof.



HAND SHOWER

Material	: Moulded PVC with ABS covering
Finish	: Chrome plated handle and grey color shower head
No. of modes	: 3



WATER INLET SPOUT

Material	: Brass
Finish	: Chrome plated
Type of flow	: Foam flow waterfall



MIXER & DIVERTOR

Material of housing	: Brass
Material of mixer	: Ceramic disc plate encased in lastic housing
Material of divertor	: Ceramic disc plate encased in plastic housing
Stages for divertor	: 1. Hand shower 2. Spout 3. Big massage jet



ELECTRICAL STANDARD 220V/150 HZ

All electrical components are CE certified.

WATERPROOF HEAD REST

Material: PU foam with moulded cover



ADJUSTABLE LEGS

Material: Screw made from galvanised iron with rubber bushing moulded.



FILTER ELBOW

Material : Brass chrome plated with built-in steel net.

Function : Being a sophisticated equipment, all massage tubs are provided with an easy to clean filter elbow, which like the name suggests filters the water from any large debris, entering the unit thereby damaging the pump.



SOLID BODY STRUCTURE

The support stands are made a stainless steel which will prevent corrosion and rusting for a long time. Most of the tub designs are with 3 side panels which give flexibility in installation.

ACRYLIC SHEET

Chemical name is pmma (Poly methyl methacrylate). We are using dupont brand acrylic sheets for its quality, color and finish. Once the acrylic sheet is moulded in the desired shape by a process known as "Thermoforming", 3 layers of fibre reinforcement is applied to give sturdiness to the sheet, and also to strengthen the sheet when a person is seated in the tub.

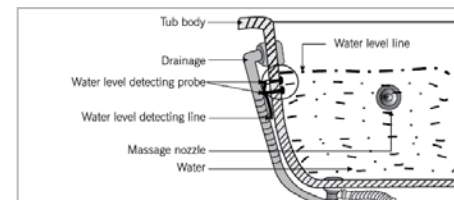
Color : White

Thickness of acrylic sheet : 2 mm

Thickness of fibre reinforcement : 3 mm

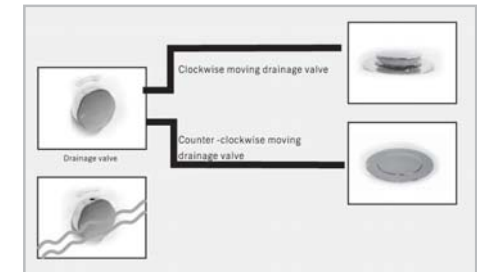
WATER LEVEL SENSOR

Water level sensor is present on all models except for BT-1001, 101 and 102. There are 2 sensors fixed on the inside of the tub. The sensor operates as a safety mechanism to prevent dry run of the motor, which means that the motor will not operate if water is not present till a particular level.



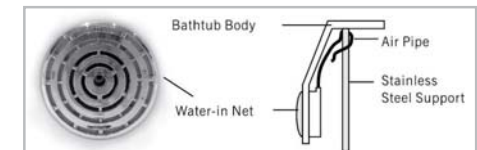
INTEGRATED DRAINAGE

The integrated overflow and drainage systems ensure the prevention of tub overflow and effective and easy draining of water off the pump.



DUST FILTERING

The mouth of the water-in-net acts as a filter and prevents hair, towel fibres or particles entering the water cycle system. If blockage occurs and affects the flow of water into the pump, the air pipe will suck air and the water pump will stop working automatically. When the blockage is remove, pump will re-start automatically.



Some of the features mention above are not available in all tub models. Please refer the list of specifications given with each model to individual specifications.

COMPARISON TABLE

PRODUCT CODE	BT1002	BT1005	BT1007	BT 1009	BT1010	BT2006	BT 2010	BT2011	BT 2012	BT 2012A	BT 3001	BT 3002	
DIMENSIONS(mm)	1700 x 850 x 580	1750 x 850 x 760	1230 x 1230 x 620	1800 x 850 x 640	1800 x 850 x 640	1750 x 820 x 640	1390 x 1390 x 650	1500 x 1500 x 640	1900 x 1300 x 660	1900 x 1300 x 660	1400 x 1400 x 600	1700 x 800 x 600	
WATER CAPACITY	138-246	128-208	115-187	197-291	197-291	160-286	168-290	206-268	750-950	750-950	223	205	
EMPTY TUB WEIGHT (Kg)	68	66	59	59	59	74	79	79	110	110	80	78	
TOTAL POWER REQUIREMENT	750W	900W	750W	900W	900W	2706W	2706W	2706W	2600w	2600W			
CONTROL PANEL	CCP1000	CCP1000	CCP1000	CCP1000	CCP1000	CCP2000	CCP2000	CCP2000	AA 07 HF	AA07HF	AA-12AA -15AA-16	AA-12AA -15AA-16	
WHIRLPOOL PUMP(HP)	1.0 HP/750W	1.2 HP/900W	1.0 HP/750W	1.2 HP/900W	1.2 HP/900W	1.2HP/900W	1.2HP/900W	1.2HP/900W	1.2HP/700W	1.2HP/900W	1.2HP	1.2HP	
WATER MASSAGE	YES	YES	YES	YES	YES	YES	YES	YES	YES	YES	YES	YES	
MASSAGE JETS	14	9	14	16	16	6	10	6	8	8	4	9	
AIR PUMP(W)	NO	NO	NO	NO	NO	300W	300W	300W	300W	300W	300W	300W	
AIR JET(BUBBLE JET)	NO	NO	NO	NO	NO	10	8	8	12	12	6	6	
NANO AIR JET	NO	NO	NO	NO	NO	NO	NO	NO	NO	NO	12	8	
HOT & COLD WATER MIXER	YES	YES	YES	YES	YES	YES	YES	YES	YES	YES	YES	YES	
WATER INLET FUNCTION SELECTOR	YES	YES	YES	YES	YES	YES	YES	YES	YES	YES	YES	YES	
WATER FORCE REGULATOR	YES	YES	YES	YES	YES	YES	YES	YES	YES	YES	YES	YES	
CONSTANT TEMPERATURE HEATER	NO	NO	NO	NO	NO	1500W	1500W	1500W	1500W	1500W	3KW	3KW	
DRY RUN PREVENTION	YES	YES	YES	YES	YES	YES	YES	YES	YES	YES			
AUTO CLEANING SYSTEM	YES	YES	YES	YES	YES	YES	YES	YES	YES	YES	YES	YES	
OZONE GENERATOR (w)	NO	NO	NO	NO	NO	6W	6W	6W	6W	6W	6W	6W	
HEADREST PILLOW	YES	NO	YES	YES	YES	YES	YES	NO	YES	YES	YES	YES	
INSULATION COVER	YES	YES	YES	YES	YES	YES	YES	YES	YES	YES	YES	YES	
AUTO LOCK	NO	NO	NO	NO	NO	YES	YES	YES	YES	YES	YES	YES	
UNDERWATER LED LIGHT	YES	YES	YES	YES	YES	YES	YES	YES	YES	YES	YES	YES	
SKIRTING	3 SIDES	4 SIDES	FRONT SIDE	SUNKEN	3 SIDES	3 SIDES	FRONT SIDE	FRONT SIDE	3 SIDES	SUNKEN	FRONT SIDE	3 SIDES	
WATER INLET SPOUT	YES	YES	YES	YES	YES	YES	YES	YES	YES	YES	YES	YES	
HAND SHOWER	YES	YES	YES	YES	YES	YES	YES	YES	YES	YES	YES	YES	
INTEGRATED OVERFLOW & DRAINAGE SYSTEM	YES	YES	YES	YES	YES	YES	YES	YES	YES	YES	YES	YES	
WATER LEVEL SENSOR	YES	YES	YES	YES	YES	YES	YES	YES	YES	YES	YES	YES	
CHECK VALVE	NO	NO	NO	NO	NO	YES	YES	YES	YES	YES	YES	YES	



Kriztle | Aquapolis | Indoor Spa

◀ ISP 1001


Discover love in the bath. The novel Indoor Spa series from Kriztle offers romance and relaxation combined. ISP 1001 is made for two to snuggle as the jet streams relax and play around you. It is fun and technically advanced with computerised controls.

FUNCTIONAL FEATURES

Computer Control System	Radio and Telephone Connectivity
Chromo Therapy	Speaker-2nos
Surf Bath	Volume +/-
Bubble Bath	Waterfall Intake
Ozone Purification	15"TV (Optional)
Built in Massage Bath Tub for Two Persons Use	Hand Shower
Earth Leakage Protection	Dry Run Prevention
Auto Lock	Auto Cleaning
Constant Water Temperature	Head Rest Pillow
Hot/Cold Mixer	Check Valve
Water Inlet Function Selector	Integrated Overflow & Drainage System
Water Force Regulator	
Water Level Sensor	

SPECIFICATIONS

Size	2000 x 1700 x 870
Water pump	2 hp/1500w
Constant Temperature Heater	3000w
Air Pump	400w
Ozone Generator	6w
Total Power Requirement	4906w
Computer Control System	CCP2000
Water Capacity	750 (L)
Empty Tub Weight	125Kg
No. of Water Massage Jet	11
No. of Air Massage Jet	9
Skirting	Sunken





Kriztle | Aquapolis | Indoor Spa

◀ ISP 1005

With the built in massage bathtub for Three, ISP 1002 is the most enjoyable experience in bathing. The remote control and bubble bath are just few of the attractive features. Frolic in the bath like never before.

FUNCTIONAL FEATURES

Built-in Massage Bathtub for Three Persons Use
Computer Control System
Chromo Therapy
Surf Bath
Bubble Bath
Ozone Purification
Constant Water Temperature
Radio / Telephone Connectivity
Volume +/-
Auto Waterfall intake
FM Radio
Auto lock

Earth Leakage Protection
Water Inlet Function Selector
Water Force Regulator
Water Level Sensor
Headrest Pillow
Dry Run Prevention
Auto Cleaning
Hand Shower
Integrated Overflow & Drainage System
Check Valve
Speaker

SPECIFICATIONS

Size	1800 × 1800 × 860 mm
Water pump	1.2 hp/900w
Constant Temperature Heater	3000 w
Air Pump	400 w
Ozone Generator	6w
Total Power Requirement	4906w
Computer Control System	CCP2000
Water Capacity	750 (L)
No. of Water Massage Jet	12
No. of Air Massage Jet	6
Skirting	Sunken



◀ ISP 1006


ISP 1006 is pure pleasure. It comes all that you desire- a surf bath, a bubble bath, underwater light and of course, the massage. Made for two, it pampers you to no end.

FUNCTIONAL FEATURES

Computer Control System	Water Force Regulator
Surf Bath	Earth Leakage Protection
Bubble Bath	Bluetooth Connectivity
Chromo Therapy	Radio
Ozone Purification	Telephone Connectivity
Thermostatic Mixer	Speaker (2)
Constant Water Temperature	Auto Cleaning
Automatic Water Inlet	Integrated Overflow & Drainage System
Hot and Cold Water Mixer	Hand Shower
Dry Run Prevention	Timer
Water Inlet Function Selector	
Water Level Sensors	

SPECIFICATIONS

Size	2000 × 2000 × 700 mm
Water Capacity(L)	680
Empty Tub Weight	90 KG
No. of Massage Jets	8
Nano Air Jets	14
Whirlpool Pump	1.2 hp/900
Air Pump	400w
Ozone Generator	6w
Constant Temperature Heater	3000 w
Total Power Requirement	4306w
Computer Control System	CCP2000
Skirting	Sunken



◀ ISP 1007

Made for two, the ISP 1007 gets better. Having fun in the tub becomes a reality with this design. What's more, it caresses and massages well at the same time with 10 Nano air jets.

FUNCTIONAL FEATURES

Computer Control System	Earth Leakage Protection
Surf Bath	Speaker
Bubble Bath	Check Valve
Chromo Therapy	Auto Cleaning
Ozone Purification	Radio
Thermostatic Mixer	Telephone Connectivity
Water Inlet Function Selector	Bluetooth Connectivity
Water Level Sensors	Dry Run Prevention
Water Force Regulator	Integrated Overflow & Drainage System
Constant Water Temperature	Hand Shower

SPECIFICATIONS

Size	2100 × 1200 × 700 mm
Water Capacity (L)	350
Empty Tub Weight	70.5 kg
Air Massage Jets	10 Nos
Water Massage Jets	4 Nos
Back Jet	6 Nos
Whirlpool Pump	1.2 hp/900w
Air Pump	300w
Ozone Generator	6w
Computer Control System	CCP2000
Constant Temperature Heater	3000w
Total Power Requirement	4206w
Skirting	Sunken



COMPARISON TABLE

PRODUCT CODE	ISP 1001	ISP 1005	ISP 1006	ISP 1007	
DIMENSIONS(mm)	2000 x 1700 x 870	1800 X 1800 X 820	2000 x 2000 x 700 mm	2100 x 1200 x 700 mm	
WATER CAPACITY (L)	750	750	680	350	
EMPTY TUB WEIGHT (Kg)	125	110	90	70.5	
CHROMOTHERAPY	YES	YES	YES	YES	
TOTAL POWER REQUIREMENT	4.9KW	4.3KW	4.3KW	4.2KW	
CONTROL PANEL	AA07 HF	AA07 HF	AA 12	AA 12	
WHIRLPOOL PUMP(HP)	2HP	1.2HP	1.2HP	1.2HP	
WATER MASSAGE	YES	YES	YES	YES	
MASSAGE JETS (SMALL)	6	12	NO	NO	
MASSAGE JETS (BIG)	5	6	8	10	
NANO AIR JET	NO	NO	14	10	
AIR PUMP(W)	400w	400w	400w	400w	
BUBBLE BATH	YES	YES	YES	YES	
AIR BUBBLE JET	9	9	NO	NO	
SURF BATH	YES	YES	YES	YES	
DRY RUN PREVENTION	YES	YES	YES	YES	
AUTO CLEANING SYSTEM	YES	YES	YES	YES	
OZONE GENERATOR	YES	YES	YES	YES	
HEADREST PILLOW	YES	YES	NO	NO	
RADIO	YES	YES	YES	YES	
TELEPHONE CONNECTIVITY	YES	YES	YES	YES	
TV	OPTIONAL	OPTIONAL	NO	NO	



◀ OSP 1003

Rev up your life with premium spa experience with OSP 1005. Enjoy plush luxury of swishings washing water in temperatures you desire. Tune into your favourite FM channel and play what you like most.

FUNCTIONAL FEATURES

Computer Control System	Multi System with USB & Card Reader
Surf Bath	Earth Leakage Protection
Bubble Bath	Constant Temperature
Chromo Therapy	Headrest Pillow
Water Cycle Function	Water Level Sensor
Water Inlet	Dry Run Prevention
Ozone Purification	Auto Cleaning
FM Radio	Auto Lock
Volume +/-	Cushioned Top Cover
Speaker	Timer
Multi Direction Water Massage Jet Selector	

SPECIFICATIONS

Size	2200 × 2200 × 950 mm
Empty Tub Weight	410 Kg
Water Capacity (L)	1460
Weight with water	1880 Kg
Computer Control System	SS-02
Constant Temperature Heater	3.0 Kw
Water Pump	2 HP x 2 + 0.5 HP x 1
Total Power	5.8 Kw
Voltage	230 V/50 HZ
LED colour light	Large diameter/super
Audio Devices	Lift/Stereo
Purifying devices	Yes
No. of Users	4
Number of Air Adjuster	3
No. of Big Jets	18
No. of Small Jets	31
No. of Watershed Regulator	2
No. of Water Filter	1
LCD TV	Optional
DVD Player	Yes
Insulation Cover	Yes
Steps	Optional
Skirting	4Side



◀ OSP 1004


Get ready for a mind blowing experience. Get the super cool OSP 1004 and rediscover the joy of bathing outdoors. Listen to great music or hymn a tune as you settle in for a relaxing massage by temperature controlled jet streams.

FUNCTIONAL FEATURES

Computer Control System	Multi System with USB & Card Reader
Surf Bath	Timer
Bubble Bath	Earth Leakage Protection
Chromo Therapy	Constant Temperature
Ozone Purification	Headrest Pillow
FM Radio	Water Level Sensor
Volume +/-	Dry Run Prevention
Speaker	Auto Cleaning
Water Cycling Function	Auto Lock
Water Inlet	Cushioned Top Cover
Multi Direction Water Massage Jet Selector	

SPECIFICATIONS

Size	2000 × 1700 × 950 mm
Empty Tub Weight	310 Kg
Water Capacity (L)	745
Weight with water	1270 Kg
Computer Control System	SS-02 +AA-16
Constant Temperature Heater	3.0 Kw
Water Pump	3 HP x 1 + 0.5 HP x 1
Total Power	5.0 Kw
Voltage	230 V/50 HZ
LED colour light	Large diameter/super
Audio Devices	Lift/Stereo
Purifying Devices	Yes
No. of Users	3
No. of Air Adjuster	3
No. of Big Jets	9
No. of Small Jets	24
No. of Watershed Regulator	1
No. of Water Filter	1
LCD TV	No
DVD Player	Yes
Insulation Cover	Yes
Steps	Optional
Skirting	4 Side



◀ OSP 1006

A perfect exterior jacuzzi. Enjoy a good time as you enjoy the outdoors or just relax listening to some music. It comes with wooden steps to mount and get into the Tub. With remote control for temperature control, OSP 1006 is just like a dream come true.

FUNCTIONAL FEATURES

Computer Control System	Multi System with USB & Card Reader
Surf Bath	USB Connectivity
Bubble Bath	Timer
Chromo Therapy	Earth Leakage Protection
Water Inlet Function	Constant Temperature
Ozone Purification	Headrest Pillow
FM Radio	Water Level Sensor
Volume	Dry Run Prevention
Speaker	Auto Cleaning
Multi Direction Water Massage	Auto Lock
Jet Selector	Cushioned Top Cover

SPECIFICATIONS

Size	2350 × 2200 × 950 mm
Empty Tub Weight	458 Kg
Water Capacity (L)	1250
Weight with water	1708 Kg
Water Pump	2 HP x 2 + 0.5 HP x 1
Total Power	5.8 Kw
Voltage	230-240 V/50 HZ
Computer Control System	SS-03
Constant Temperature Heater	3.0 Kw
LED colour light	Colourful
Audio Devices	Lift
Purifying devices	Yes
No. of Users	4
No. of Air Adjuster	3
No. of Big Jets	12
No. of Small Jets	42
No. of Watershed Regulator	2
No. of Water Filter	Double filtered (optional)
LCD TV	Yes
USB Player	Yes
Insulation Cover	Yes
Steps	Optional
Skirting	4Side



COMPARISON TABLE

PRODUCT CODE	OSP 1003	OSP 1004	OSP 1006	
DIMENSIONS(mm)	2200 × 2200 × 950 mm	2000 × 1700 × 950 mm	2350 × 2200 × 950 mm	
WATER CAPACITY	1460	745	1250	
EMPTY TUB WEIGHT (Kg)	410Kg	310 Kg	458 Kg	
CHROMO THERAPY	YES	YES	YES	
TOTAL POWER REQUIREMENT	5.8 Kw	5.0 Kw	5.8 Kw	
CONTROL PANEL	SS-02	SS-01	SS-03	
WHIRLPOOL PUMP (HP)	2 HP x 2 + 0.5 HP x 1	3 HP x 1 + 0.5 HP x 1	2 HP x 2 + 0.5 HP x 1	
WATER MASSAGE	YES	YES	YES	
WATER MASSAGE JETS -Big	18	9	11	
WATER MASSAGE JETS -Small	31	24	42	
AIR PUMP(W)	NO	NO	NO	
MULTI DIRECTIONAL WATER MASSAGE JET SELECTOR	3	3	3	
WATER LEVEL SENSOR	YES	YES	YES	
DRY RUN PREVENTION	YES	YES	YES	
CONSTANT TEMPERATURE HEATER	3KW	3 KW	3 KW	
WATER CYCLING FUNCTION	YES	YES	YES	
OZONE GENERATOR (w)	YES	YES	YES	
FM RADIO	YES	YES	YES	
INSULATION COVER	YES	YES	YES	

